



lumini Solucoes em Iluminacao LTDA
www.lumini.com.br
Email:laboratorio@lumini.com.br
Tel:+55 11 3437-5555 Fax:+55 11 3437-5555
Address:Rua Ferreira Viana, 716 - Socorro - São Paulo/SP

lumini

LumCAT:

Luminaire: mikro c fa

LampCAT: modulo led 2W 30K irc 90

Ballast type: led driver 700mA

Report No:

Voltage(V): 128.0000

Test No:

Current(A): 0.0230

Number of Lamps: 1

Power (W): 2.8410

Lamp flux(lm): 240.0

PF: 0.9570

Length(mm): 20

Width(mm): 20

Phm Type: C

Height(mm): 0

Photometric Results

Lumens(lm): 155.20, Efficiency(%): 64.67% , Luminous Efficacy(lm/W): 54.63

Central intensity(cd): 257.653, Maximum intensity(cd): 257.653

Angle of maximum intensity: C=0.0 γ =0.0

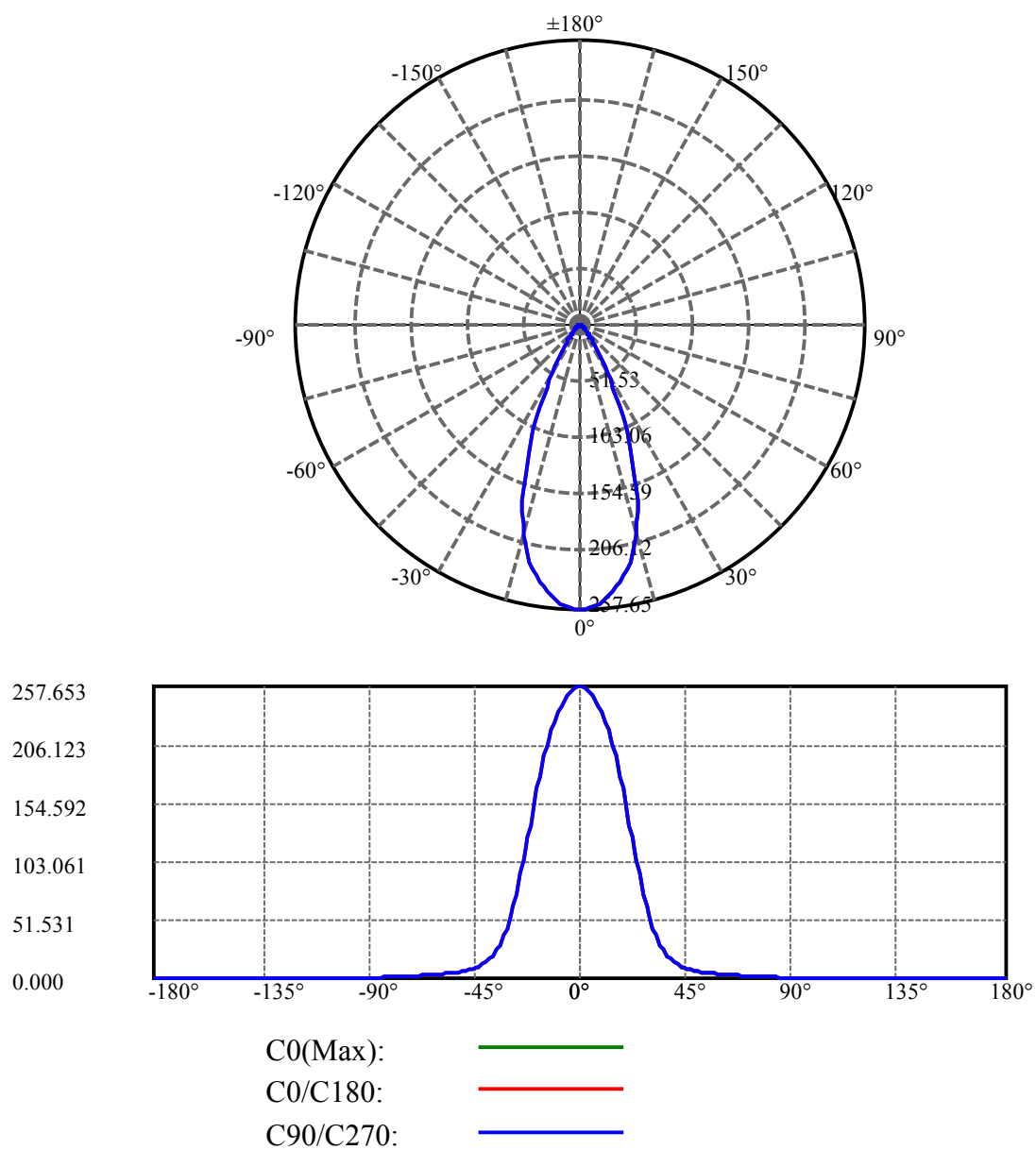
Beam angle of C0 plane : 43.14

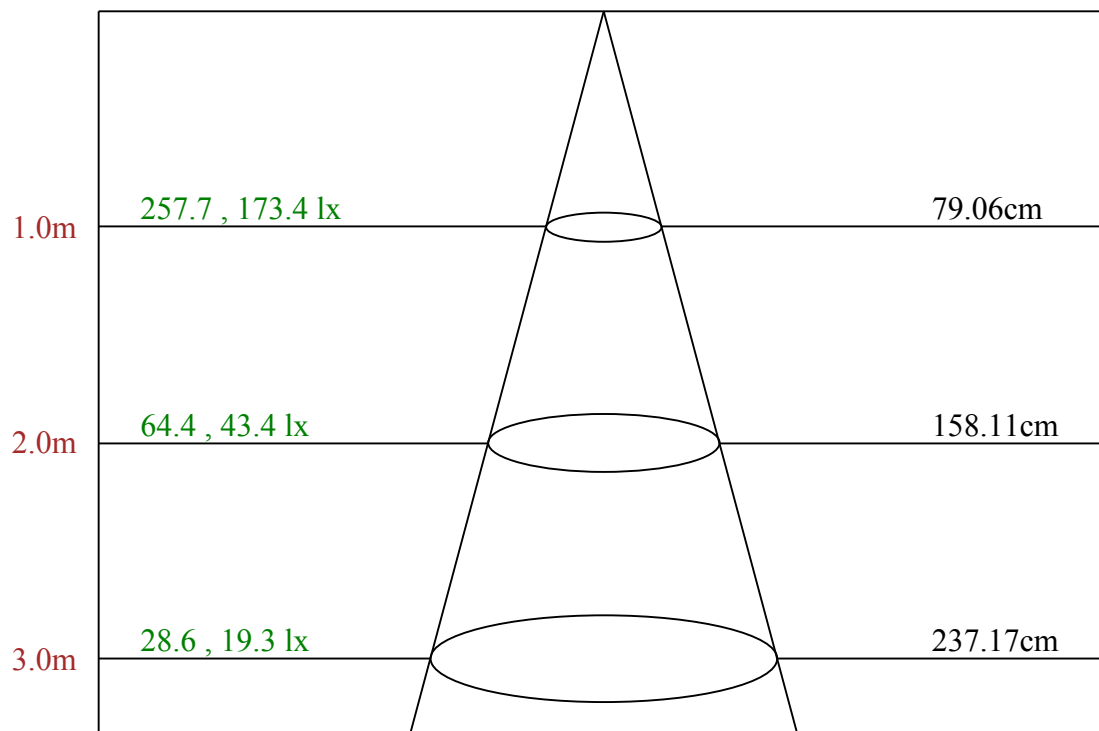
Aveage BeamAngle(IEC 61341):43.14

Equipment: equipamento lumini
Temperature(°C): 25.5

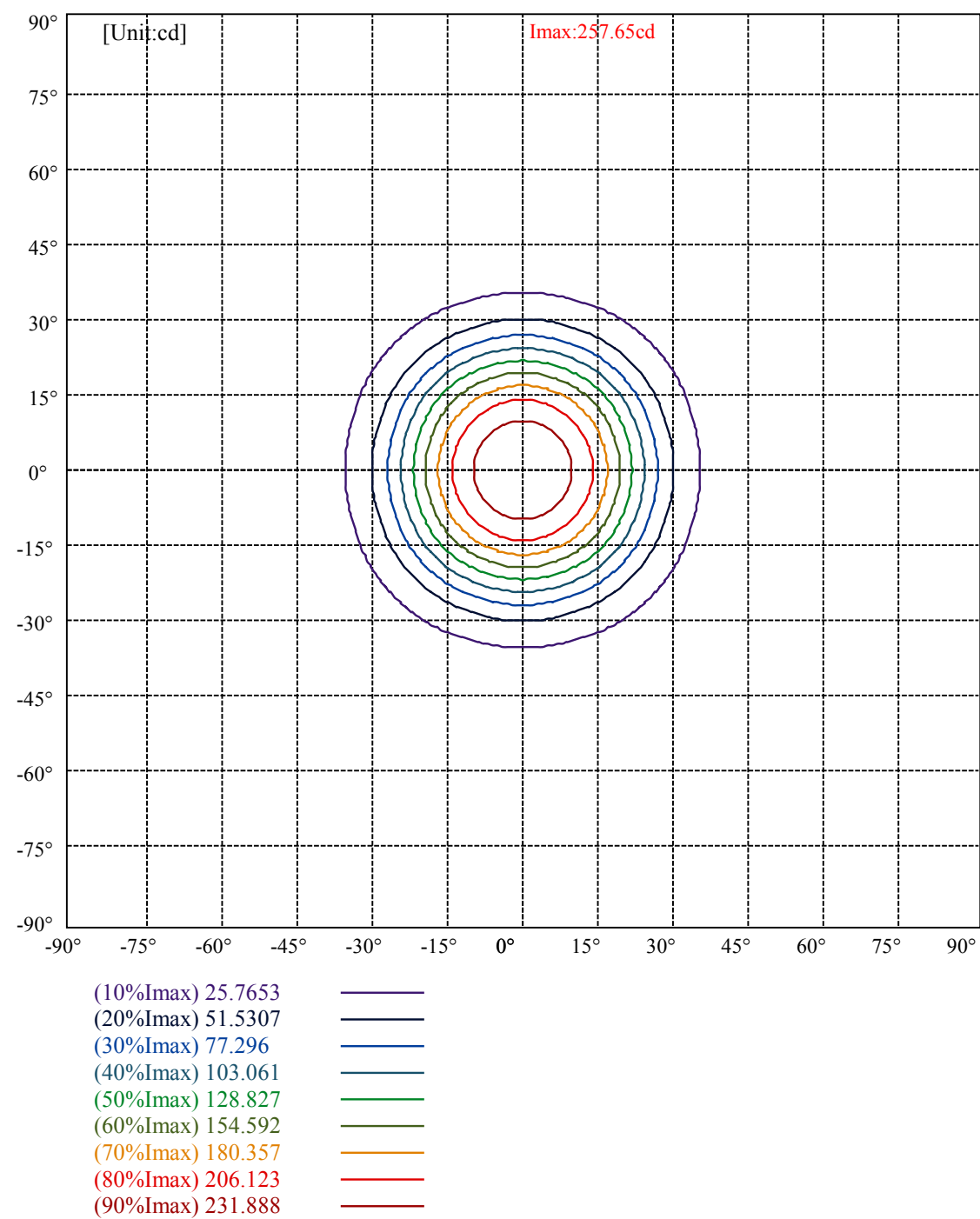
Date: 31/03/2025
Humidity(%): 60.0%

Operator: 01
Distance(m): 6.90





Max , Ave Beam angle of C0 plane 43.14



lumini

Luminance Limiting Curve(no luminous side)

Appendix Page: 5 Total:6

Luminance Table

γ	45	50	55	60	65	70	75	80	85
C0	30236	23239	19584	17586	16476	15617	15061	15594	19461
C45	30236	23239	19584	17586	16476	15617	15061	15594	19461
C90	30236	23239	19584	17586	16476	15617	15061	15594	19461

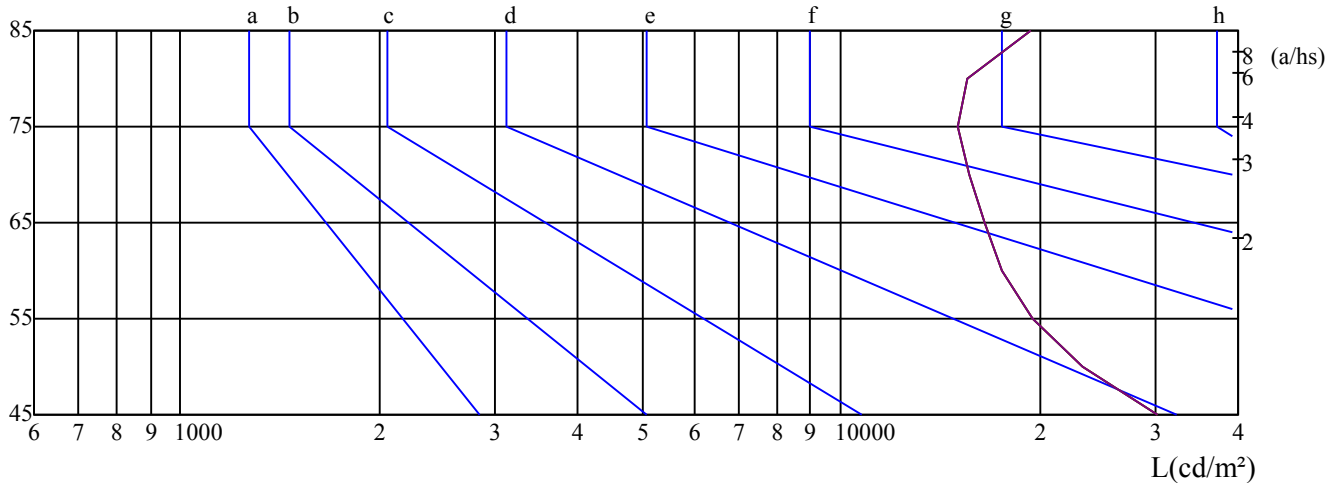
L(Hor)(65)	L(Ver)(65)	L45(65)	L(Hor)(75)	L(Ver)(75)	L45(75)	L(Hor)(85)	L(Ver)(85)	L45(85)
16476	16476	16476	15061	15061	15061	19461	19461	19461

Glare Table

Glare	Quality	Service Values Illuminance(lx)							
1.15	A	2000	1000	500	≤ 300				
1.5	B		2000	1000	500	≤ 300			
1.85	C			2000	1000	500	≤ 300		
2.2	D				2000	1000	500	≤ 300	
2.55	E					2000	1000	500	≤ 300
		a	b	c	d	e	f	g	h

Luminance Limiting Curve

$\gamma(^{\circ})$



C0 ———

C45 ———

C90 ———

Equipment: equipamento lumini
Temperature($^{\circ}\text{C}$): 25.5

Date: 31/03/2025
Humidity(%): 60.0%

Operator: 01
Distance(m): 6.90

Illumination assessment according UGR											
Rf of Ceiling	70	70	50	50	30	70	70	50	50	30	
Rf of Wall	50	30	50	30	30	50	30	50	30	30	
Rf of Floor	20	20	20	20	20	20	20	20	20	20	
Room dimensions		Viewed crosswise					Viewed endwise				
X	Y										
2H	2H	19.74	20.75	20.14	21.11	21.48	19.58	20.60	19.98	20.95	21.32
	3H	20.23	21.14	20.66	21.52	21.92	20.18	21.08	20.60	21.46	21.86
	4H	20.47	21.30	20.90	21.70	22.12	20.47	21.31	20.91	21.70	22.12
	6H	20.71	21.47	21.16	21.89	22.34	20.77	21.53	21.22	21.95	22.40
	8H	20.82	21.55	21.28	21.98	22.44	20.90	21.63	21.35	22.06	22.51
	12H	20.97	21.67	21.43	22.10	22.57	21.07	21.77	21.53	22.20	22.67
4H	2H	19.80	20.64	20.24	21.04	21.45	19.66	20.50	20.10	20.90	21.32
	3H	20.46	21.17	20.93	21.60	22.07	20.43	21.13	20.89	21.57	22.04
	4H	20.86	21.47	21.34	21.93	22.43	20.89	21.50	21.37	21.97	22.46
	6H	21.19	21.73	21.70	22.22	22.72	21.29	21.83	21.80	22.32	22.82
	8H	21.41	21.91	21.93	22.40	22.92	21.53	22.03	22.05	22.52	23.04
	12H	21.68	22.14	22.20	22.63	23.19	21.82	22.28	22.34	22.77	23.34
8H	4H	20.95	21.45	21.47	21.94	22.46	20.98	21.48	21.50	21.97	22.49
	6H	21.42	21.83	21.96	22.35	22.91	21.52	21.94	22.06	22.45	23.01
	8H	21.79	22.14	22.36	22.70	23.24	21.91	22.26	22.48	22.82	23.36
	12H	22.20	22.47	22.77	23.02	23.59	22.35	22.62	22.92	23.17	23.74
12H	4H	20.95	21.41	21.47	21.90	22.47	20.98	21.44	21.50	21.93	22.49
	6H	21.52	21.86	22.08	22.42	22.96	21.61	21.96	22.18	22.51	23.06
	8H	21.90	22.18	22.48	22.73	23.30	22.02	22.29	22.59	22.84	23.41
Variation with the observer position at spacings:											
S = 1.0H		2.0/-1.4					2.0/-1.4				
S = 1.5H		3.2/-1.5					3.2/-1.5				
S = 2.0H		4.5/-1.5					4.5/-1.5				
Standard tables:		BK3					BK3				
Uncorrected UGR		3.5					3.5				

依据CIE Publ. 117 计算 UGR, S/H = 0.25